

User Manual

Warning

Read these instructions.

Keep these instructions.

Heed all warnings.

Follow all instructions.

Install in accordance with the manufacturer's instructions.

Place the speakers in a stable location so they will not fall causing damage to the speakers or cause bodily harm.

Do not block the openings on the speaker cabinets, never push objects into speaker vents or slots because of fire or electric hazards, Please insure reasonable space around the speakers for proper ventilation.

Do not install near any heat sources such as radiators, heat registers, stoves, or other apparatus (including amplifiers) that produce heat.

Only use attachments/accessories specified by the manufacturer.

Do not place near any form of open flame source, such as lighted candles, on the apparatus.

Refer all servicing to qualified service personnel.

Warning: to reduce the risk of fire or electric shock, do not expose this apparatus to rain or moisture.

Welcome:

Thank you for purchasing this Divoom® product. The Divoom "Voombox-outdoor" packs great sound performance and wireless function into a portable, rugged design. Ideal for outdoor music listening, the speaker features a water-resistant case that protects its components from splashing water and dust. Bluetooth function lets you wirelessly stream audio from tablets, smart phones, and other Bluetooth-enabled devices.

Package contents

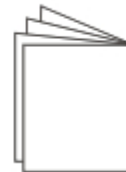


1 pc of Voombox-outdoor

1 pc of USB recharging cable

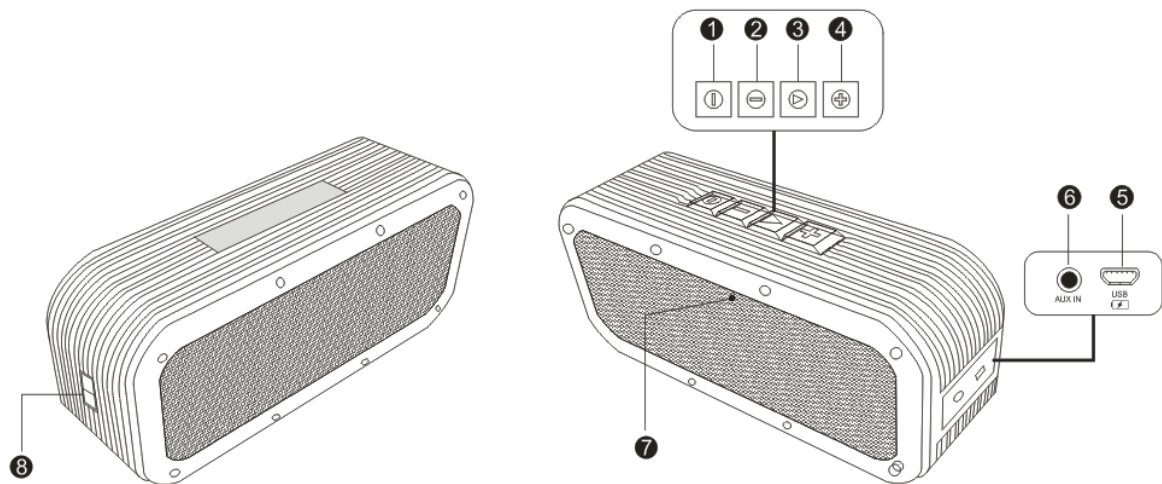
1 pc of audio cable

1 pc of wrist strap

1 pc of user Manual



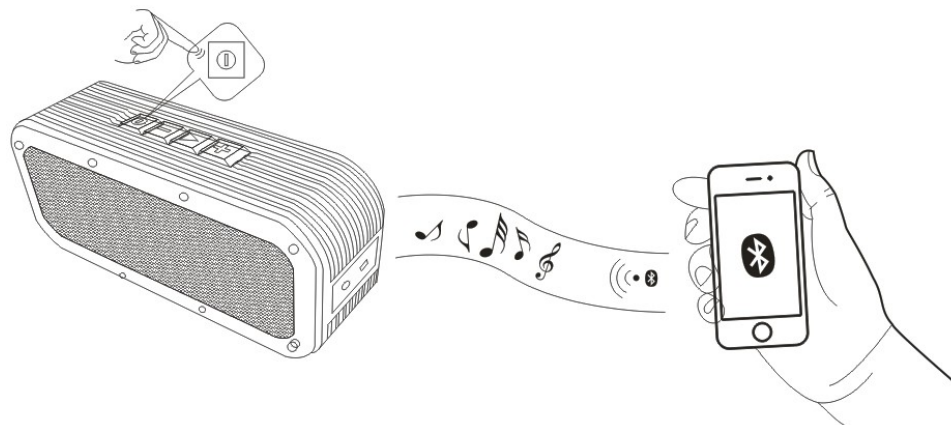
Parts:



1. ON/OFF power
2. Volume "-" / prev button
3. Multifunction button
4. Volume "+" / next button
5. USB recharging port
6. Aux- in
7. Led indicator
8. Hole for wrist strip

How to use it?

Listen to your Bluetooth-enabled music player:



1. Power on the speaker by long pressing the ON/OFF button.
2. Press and hold the Multifunction button until the LED indicator starts blinking blue rapidly.
3. Open the Bluetooth function in your device and searching Bluetooth devices
3. Select the Voombox-outdoor from the list of discovered Bluetooth devices and they are paired!
4. Flip the "multifunction button" to pause your music.
5. Long press the "-" / "+" for prev and next songs

Did you know?

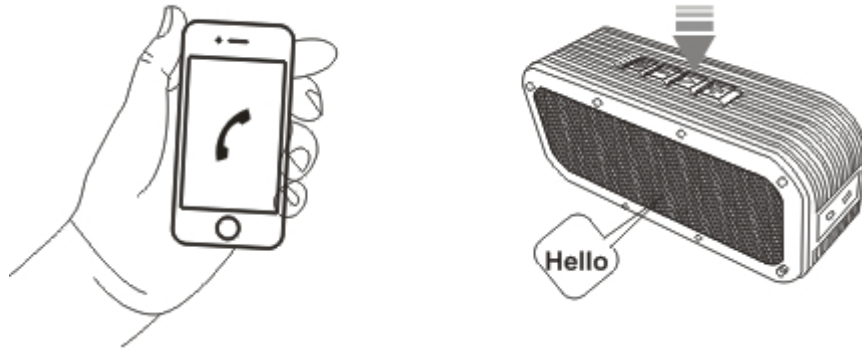
You can switch your current connected device to another Bluetooth device by following steps

Action: Long press “ multifunction button ”

Indicator: LED blinking blue rapidly

Status: Ready to pair

Take Calls / Reject Calls

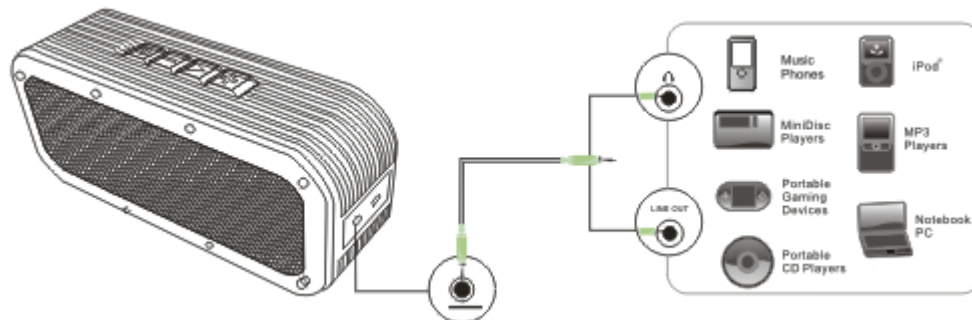


Press the Multifunction button to pick up an incoming call.

OR

Press and hold the Multifunction button for 2 seconds and release to reject an incoming call

•Listen to your non-Bluetooth-enabled audio device



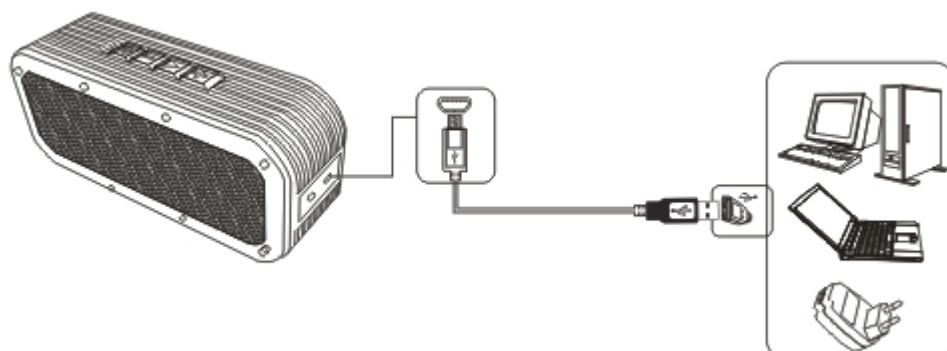
Insert one end of 3.5mm audio connector into the “Aux- in” jack

Insert the other end of audio connector into your audio device

Turn on you audio device and start music playing.

How to charge it up?

Standard USB rechargeable jack compatible to all PC USB ports and AC adaptors



Notice:

Low Battery ---- > beep

Charging ---->Solid Red LED

Fully charged ---> Red LED disappear

Features

1. Rugged, water resistant, and built for the outdoors
2. Advanced audio performance delivers a full-range listening experience
3. 12-hour rechargeable battery that gives you non-stop music from dusk till dawn
4. Connects wirelessly to your Smartphone, tablet or other Bluetooth device by latest 4.0 Bluetooth technology.
5. Built-in **MIC** to make and take calls wirelessly on your own or in a group

Specification:

Dimensions:185L* 60W * 78Hmm

Weight:700g

Speaker: 2 x 2"(full range) +1"(tweeter)
+ 2 x 2"(passive woofer)

Output power: 7.5W X 2

Frequency Response: 100-20000Hz

Signal-to-Noise Ratio: **≥75dB**

Distortion: **<1%**

Playback Time: 12 hours

Talk time: Up to 15 hours

Battery Capacity: 3200mAh

Battery Voltage: DC 3.7V

Battery Charge Time: 3-4 hours

Operating Frequency Range: 2.402GHz-2.4835GHz

Bluetooth Compliant: Bluetooth V4.0

Microphone sensitivity: -40dB

FCC Compliance statement

1. This device complies with Part 15 of the FCC Rules. Operation is subject of the following two condition:

(1) This device may not cause harmful interference

(2) This device must accept any interference received, including interference that may cause undesired operation.

2. Changes or modifications not expressly approved by the party responsible for compliance could void the user's authority to operate the equipment.

Caution:

This equipment has been tested and found to comply with the limits for a Class B digital device, pursuant to part 15 of the FCC Rules. These limits are designed to provide reasonable protection against harmful interference in a residential installation.

This equipment generates, uses and can radiate radio frequency energy and, if not installed and used in accordance with the instructions, may cause harmful interference to

radio communications.

However, there is no guarantee that interference will not occur in a particular installation.

If this equipment does cause harmful interference to radio or television reception, which can be determined by turning the equipment off and on, the user is encouraged to try to correct the interference by one or more of the following measures:

- Reorient or relocate the receiving antenna.
- Increase the separation between the equipment and receiver.
- Connect the equipment into an outlet on a circuit different from that to which the receiver is connected.
- Consult the dealer or an experienced radio/TV technician for help.